
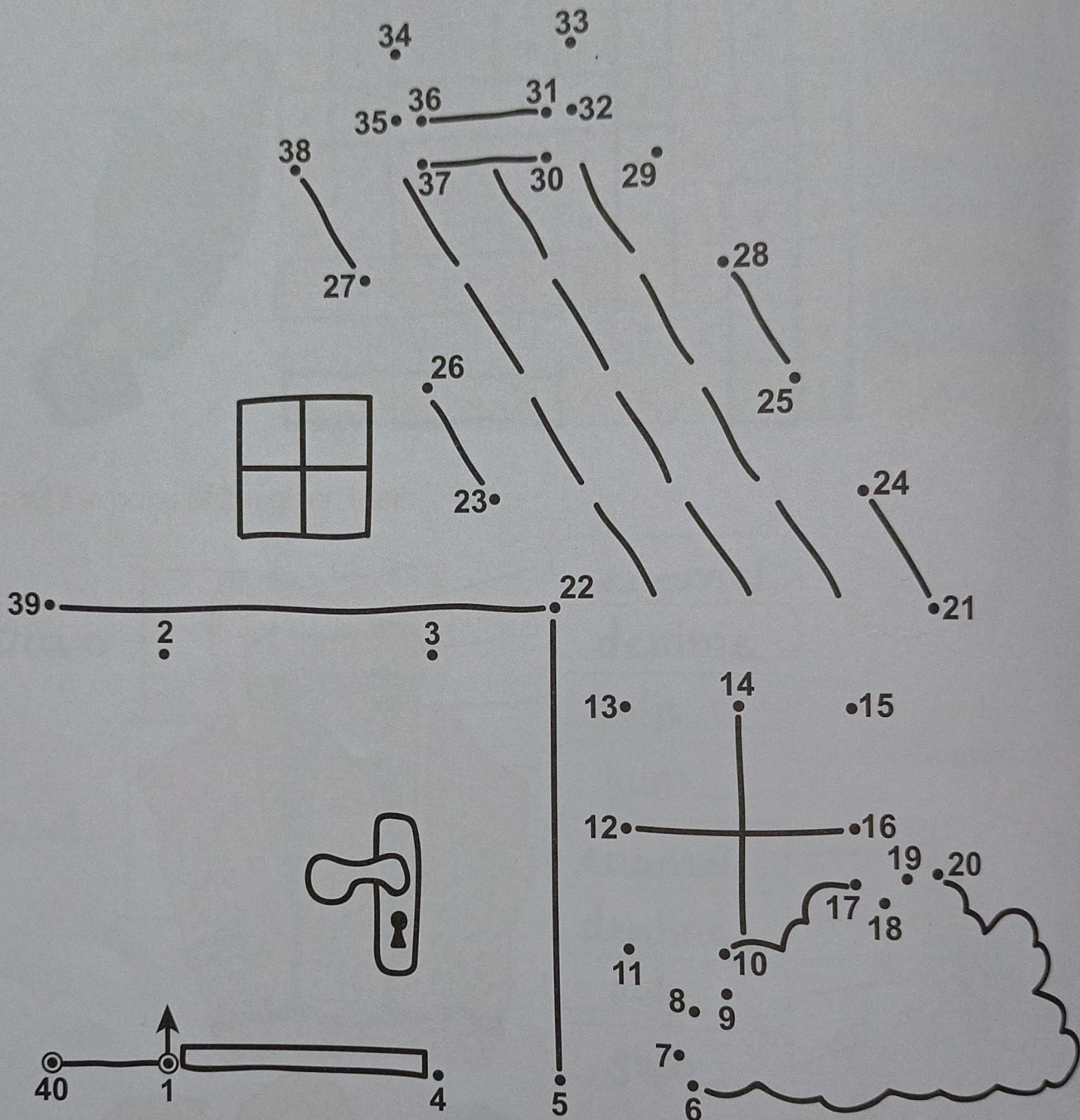


H.W.



Join the dots and colour the picture.



Project

Make 3D Models of houses with different roofs using thick cardboard and display them in your classroom.

H.W

Mark the given words in the puzzle. Tick (✓) the amenities you have in your house.

r	e	f	r	i	g	e	r	a	t	o	r
o	j	d	i	n	i	n	g	r	o	o	m
b	e	d	i	b	e	d	r	o	o	m	o
w	p	p	i	t	k	i	t	c	h	e	n
j	e	j	v	y	t	a	b	l	e	b	c
j	w	a	i	s	h	o	w	e	r	a	h
l	b	c	n	t	v	e	k	f	t	t	a
m	y	q	g	o	b	s	k	d	o	h	i
c	s	h	r	x	s	o	c	e	i	r	r
w	i	t	o	w	b	f	l	k	l	o	q
c	n	g	o	q	p	a	h	d	e	o	t
y	k	u	m	w	u	z	q	t	t	m	o


- living room ☐
- dining room ☐
- kitchen ☐
- bedroom ☐
- bathroom ☐
- chair ☐
- sofa ☐
- TV ☐
- sink ☐
- toilet ☐
- bed ☐
- shower ☐
- table ☐
- refrigerator ☐

Two pictures of the same room are shown here. One represents an untidy room and the other a tidy one. Circle the objects in the untidy room that are improperly placed.



Colour the house and the garden.

11.01



Match the houses to their roofs.



mud

tilled


thatched

sheeted


concrete



Name these special houses.




Igloo



wooden house



tree house



boat house

Solve the riddle and paste the relevant stickers.



is to



as



is to



is to




as




is to



HCW
Colour the boat house.



Put 'T' for tidy rooms and 'U' for untidy rooms.



U



T



U



T



T



U



T



U

Mark the permanent houses with 'P' and temporary houses with 'T'.



Tick (✓) the activities which reflect cleanliness and cross (X) the others.

