



Rudra International School

1st Term exam

Name:- _____ Date: _____

Class : Jr.KG.

Subject : - English

Marks:-

A. Oral

Marks 10

1. a to z
2. a to z with words
3. Identified the small letters

B. Rhymes

Marks 25

- Incy Wincy spider
- Bright Teeth
- Bits of paper
- Humpty Dumpty
- Thankful Cuckoo
- Cobbler cobbler
- Little Miss Muffler
- Me As star
- My toy train
- Gratitude prayer

C. Written

Marks 50

1. Write capital letter A to Z
2. Write small letter a to z
3. Recognize the picture and write first sound of word.

Example:



t



m



4. Match the capital letter with small letter.

A → b
B → a


5. Fill the missing letters.

a ____ b ____ c ____

6. Circle the object which has “g” sound.



7. Identified the picture and circle the first sound or letter of the picture.




d

e

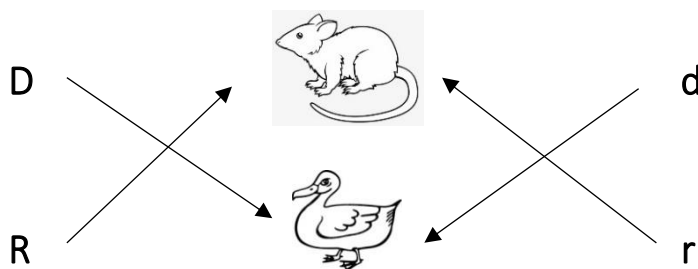
m

8. Cross the things that do not begin with letter “t”.

Example :



9. Match the picture with letters?



10. Letters to join and make two letter word.

U + S = US

T + O = TO

A + M = AM

D + O = DO

11. Write the letters together and make a word.

C + A + T = CAT

D. Project:

Marks 10

- a. Take any 5 letter of alphabets and stick as many pictures that starts from that letter.
- b. Stick the pictures of vegetables.

E. Video:

Marks 10 1.

Make A to Z using wheat dogh or clay, make the video of it.

F. Book Completion :

Marks 10



Rudra International School

1st Term exam

Name:- _____ Date: _____

Class : Jr.KG. Subject : - GK

Marks:-

G. Oral

Marks 20

1. When do you get up early in the morning ?_7o'clock
2. Tell the parts of the body._ eyes, ear, nose, mouth, hand etc
3. Which body part help you to see?_ eyes
4. What do you do with your hear?_ Ear
5. Which sense organ help us to smell the rose?_ Nose
6. To write or to draw a picture which body part will you use?_ Hand
7. Where does the food goes when you eat?_ Stomach
8. Where do we wear the following things_for example_Hat _on head
9. Which fruit do you like to eat?
10. Which fruit has no seed?_Banana
11. Name the fruit which are red in colour?_Apple, strawberry, pomegranate
12. What do you usually have for breakfast?_ idli, dosa, poha, upma etc
13. What all things do you carry in school bag?_ books, pencils, eraser, notebook, water bottle, tiffin, etc
14. How do you go to school or market,or in garden?_ I go to school by bus, walking, by bike, by car etc
15. What should we wear when we sit in car_ we wear seatbelt.
16. What is the colour of an apple?_Red
17. What is the colour of the sun?_The sun is yellow
18. If somebody helps you what magic word should we use? - I use thank you word.
19. Who drives the bus?_The driver drives the bus.
20. What do we eat in summer to feel relax in summer?_Icecream
21. Who teaches us in school?_The teacher teaches us in school.
22. In which season do we use umbrella?_We use umbrella in rainy season
23. What do we use to protect us from rain?_We use umbrella ,raincoat to protect us from rain.
24. In the morning how do we wish to elders, teacher, and friends_ We wish good morning .
25. Who mends our shoes? The cobbler mends our shoes. Tick mark the fruit which is orange in colour?

H. Written**Marks 50**

- a. Tick mark the correct object?
- b. Tick mark correct object circle the correct picture.
- c. Match the following.
- d. Cross out wrong object.
- e. Match the pictures with its correct objects.

I. Project:**Marks 10**

1. Stick the pictures of mode of transport.
2. Stick the pictures of things which we wear and eat in winter and rainy season

J. Video:**Marks 10**

Make the video of child speaking 5 lines about

1) My school:

My school name is The Rudra International school. It is in Nashik in Upendra Nagar. There are many girls and boys in my school. I study and play in my school. My school has big library. There are many teachers teach us in school. I love my school very much.

2) My self :

My name is _____

I am a girl/boy.

I live in Nashik.

I am 4 years old.

I study in Junior kg A class.

I go to Rudra International school.

K. Book Completion:**Marks 10**

नाम: _____

दिनांक:

वर्ग : जूनियर

विषय: हिंदी

गुण :

गुण : १०

L. Oral

1. अ से अ: तक चित्र के साथ
2. क से न तक स्वर पहचाने

M. Rhymes

गुण : २५

1. तोता राम
2. बारीश और छुट्टी
3. हम है देश की शान
4. सुंदर मोर
5. गुड़िया की शैतानी
6. चंदा मामा
7. प्रेरणा गीत
8. रोबोट मेरा दोस्त
9. भैया की राखी
10. अच्छे बच्चें

N. Written

गुण : ५०

1. अ से अ: तक लिखो ।
2. क से न तक लिखो ।
3. रिक्त स्वरों की पूर्ती करो ।
अ ___ इ ___ ई ___ ऊ
4. चित्र देखकर पहला अक्षर लिखो ।

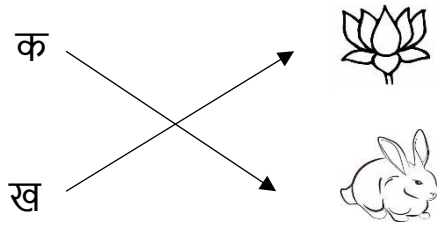


क

5. वर्णमाला पूरी करो ।

क ख

6. अक्षर को चित्र से मिलाओ ।

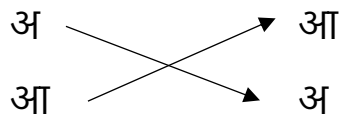


7. चित्र पहचान कर सही वर्ण पर गोल लगाओ ।



क ख

8. अक्षर से अक्षर मिलाओ



O. Project

गुण : १०

1. वर्णमाला से कोई भी ५ स्वर लें और उस स्वर से शुरू होने वाले कई चित्रों को कागज पर चिपकाओ.

P. Video

गुण : १०

1. गेहूँ के आटे या मिट्टी या क्ले से क से न बनाएं, उसका वीडियो बनाएं।

Q. Book completion

गुण : १०

Name:- _____ Date: _____

Class: Jr.KG.

Subject: - Maths

Marks:-

R. Oral

Marks 10

1. Numbers 1 to 100
2. Spellings 1 to 10

S. Written

Marks 50


1. Write 1 to 50 numbers?
2. Write spelling 1 to 10 number?
3. Trace the spelling 11 to 20 numbers?
4. Count the object and write the number?

Example:

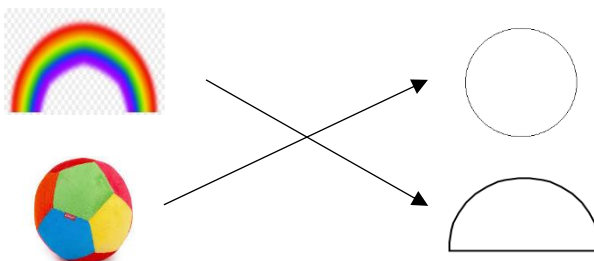


5. Count and circle the correct number?

Example:



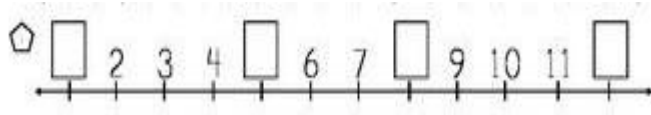
6. Identified the picture and join it to its correct shape?



7. Tick ☒ the big object and cross the small one?

8. Cross ☒ out the tall object and tick ☒ the short one?

9. Circle the full object from the given set of object?
10. Tick mark the short object?
11. Circle the heavy object with red and light one with green?
12. Circle the object which are in the basket?
13. Identified same and different?
14. Circle the more object?
15. Write missing number of number line?



16. Write the backward counting?

10 _ _ _ _ _



17. Arrange the number in Ascending and descending order?

9 7 12 18 2 5 1 4 6 13 10 20

Ascending -

Descending –

18. Write the place value of number?

	+		=	<table border="1" style="border-collapse: collapse;"> <tr> <td style="padding: 2px 10px;">T</td> <td style="padding: 2px 10px;">O</td> </tr> <tr> <td style="height: 20px;"></td> <td style="height: 20px;"></td> </tr> </table>	T	O		
T	O							
10	+	4	=	14				

19. What comes after?

9 _

5 _

20. What comes before?

_ 9

_ 5

21. What comes between?

7 9

T. Project:

Marks 10

Make the project on tens and unit use any objects i.e. Matchsticks, stones, pulses etc.

U. Activity:

Marks 10

1. Stick the picture of fruits in ascending order.
2. Stick the picture of animals in decending order.

V. Video:

Marks 10

Take any topic from book like big small, tall short, heavy light, up down, left right, Full empty, in out and make video doing these activity

W. Book Completion:

Marks 10