

# Rudra International School

## 1<sup>st</sup> Term exam

Name:- \_\_\_\_\_ Date: \_\_\_\_\_

Class : Sr.KG.

Subject : - English

Marks:-

### A. Oral

**Marks 10**

1. Read three letter words.
2. Read four letters words.
3. Read page number 16, 20, 24.

### B. Rhymes

**Marks 25**

- Gratitude prayer
- 1\_2\_3\_4\_5 once I caught a fish.
- Tom Tom Tomato
- If i were a bird
- Careless Minku
- I hear a Thunder
- Ding Dong bell
- Mary had a little lamb
- I had a little puppy
- I don't know why.

### C. Written

**Marks 50**

1. Sort the following letters.

Example: e, r, a, k

A: Consonant-

B: Vowels- e, a

2. Fill the vowels?


Example



\_\_\_ ppl \_\_\_

3. Fill in the blanks with correct letter beginning with consonant sound?

Example



\_\_\_onkey

4. Recognise the picture and write the spelling?

Example



Cake

5. Match the word with picture?

Duck


Rat



6. Look at the word and circle the correct picture?

Example :

1. Rat



7. Write in the blanks a and an?



An apple

8. Circle the word with a short "a, e, i, o" sound?

Example:

act

rat

plate

9. Circle the word with a long "a, e, i, o" sound?

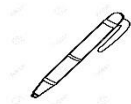
Example:

Cape

Cap

10. Look at the picture unscramble the letter to make a word that matches the picture, and write word in on line?

Example:



epn

pen

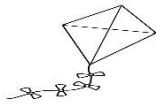
11. Complete the sentence with one of the word from the box?

Example:

Bike, mice

The mice ate the cheese.

12. Circle the word for correct picture?



Fine  
Kite  
bite

13. Fill in the blanks with a, an, am, is, are?

14. Fill in the blanks with “ I, He, She, It, they?

**D. Project:**

**Marks 10**

1. Write the 20 rhyming words and stick the pictures on paper. (Take any three and four letter words).

**E. Video:**

**Marks 10**

1. Make a to z using wheat dogh or clay, make the video of it.

**F. Book Completion:**

**Marks 10**



# Rudra International School

## 1<sup>st</sup> Term exam

Name:- \_\_\_\_\_ Date: \_\_\_\_\_

Class: Sr. KG.

Subject : - GK

Marks:-

### G. Oral:

**Marks 20**

1. How many season does mother earth has?  
- Summer, autumn spring, winter, monsoon.
2. What are the months of spring season?  
- March ,April May
3. Which body parts help us to see?  
- Eyes help us to see
4. Which body part help us to taste  
- Tongue help us to taste.
5. Which body part help do you use for walking?  
- I use my leg to walk.
6. Where does the children sit in the class?  
- Children sit on bench.
7. What does the teacher use when she teaches in the class?  
- She uses blackboard, chart, book, chalk.
8. Who gives and keep the record of book in the library?  
- The librarian gives and keeps the record of book in library
9. Who is the head of the school?  
- The principal sir or madam is the head school.
10. Where do you play in the school?  
- We play on the playground.
11. Who treats the sick people?  
- The doctor treats the sick people.
12. Who delivers the letters?  
- The post man delivers the letters
13. Who catches the thieves?  
- The policeman catches the thieves.
14. Where do we welcome our guest?  
- We welcome our guest in drawing room.
15. Which vegetable do you like to eat?  
-
16. Where does mother cook food?  
- Mother cooks in the kitchen
17. Where do you sleep?  
- I sleep in bedroom.

18. Which festivals are celebrated in spring season?

- Baisakhi ,Basant Panchami,

19. Which clothes do we wear in winter season?

- we wear sweater, woollen cap, socks, mufflers,

20. Which is hottest season of the year?

- Summer season is the hottest season of the year

#### **H. Written**

**Marks 50**

1. Tick mark the correct object?

2. Tick mark correct object circle the correct picture.

3. Match the following.

4. Cross out wrong object.

5. Match the pictures with its correct objects.

#### **I. Project:**

**Marks 10**

1. Stick the pictures of community helpers.

2. Stick the pictures of things which we use and eat in summer season.

#### **J. Video:**

**Marks 10**

Make the video of child speaking 5 lines about

##### **1. My Family**

I live with my family. There are \_\_members in my family. We live together. My father's name is\_\_ My mother's name is \_\_I have \_\_brother. I have \_\_sister. I am the youngest /eldest one in my family. My father is doctor/engineer/businessman. My mother is teacher/or house wife. I have grandpa and grandma. I love my family very much.

##### **2. My School.**

My school name is The Rudra International school. It is in Nashik in Upendra Nagar. There are many girls and boys in my school. I study and play in my school. My school has big library. There are many teaches teach us in school. I love my school very much.

#### **K. Book Completion:**

**Marks 10**

नाम: \_\_\_\_\_

दिनांक:

वर्ग : सीनियर

विषय: हिंदी

गुण :

गुण : १०

**L. Oral**

1. शब्द पढ़िए
2. पेज नंबर १२, १६, २२, ३४ पढ़िए

**M. Rhymes**

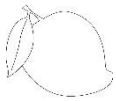
गुण : २५

1. सूरज खेले आँख मैं चोली
2. भालू की शादी
3. बिल्ली मौसी
4. दादी अम्मा
5. सब्जी खाओ
6. तितली रानी
7. गिफ्ट तो दे दो
8. प्यारी मम्मी
9. प्रेरणा गीत

**N. Written**

गुण : ५०

1. अ से अ: तक लिखो ।
2. चित्र देखकर पहला अक्षर लिखो ।



\_\_\_म

आम

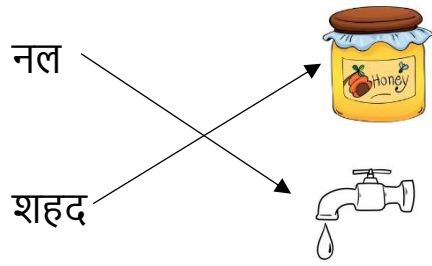
3. वर्णमाला पूरी करो ।

क

ख

ङ

4. अक्षर को चित्र से मिलाओ ।



5. चित्र पहचान कर सही शब्द लिखो ?



नल

6. चित्र देखकर रिक्त स्थान की पूर्ति कीजिए ?

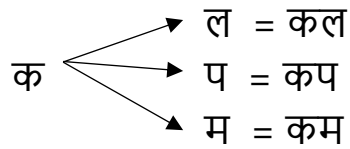
Example:

यह एक \_\_\_\_\_ का पेड़ है



7. एक अक्षर के साथ अलग अलग अक्षर जोड़कर शब्द बनाये ?

Example:



8. सही मात्रा चित्र देखकर लगाओ?

Example:



मछल\_\_\_ = मछली

9. वर्ग पहेली पूरी करो



थ		म		
	ब	र	त	न



10. सुलेखन करो?

11. मिलते जुलते शब्द लिखो?

Example : काला = ताला

12. चित्र पहचान कर सही अक्षर चुनिए।



नल कप ताला

**O. Project**

**गुण : १०**

1. वर्णमाला से कोई भी ५ स्वर लें और उस स्वर से शुरू होने वाले कई चित्रों को कागज पर चिपकाओ.

**P. Video**

**गुण : १०**

गेहूँ के आटे या मिट्टी या क्ले से क से न बनाएं, उसका वीडियो बनाएं।

**Q. Book Completion**

**गुण : १०**





# Rudra International School

## 1<sup>st</sup> Term exam

Name:- \_\_\_\_\_ Date: \_\_\_\_\_

Class: Jr.KG.

Subject: - Maths

Marks:-

### R. Oral

Marks 10

1. Numbers 101 to 200
2. Spellings 21 to 80

### S. Written

Marks 50

1. Write 101 to 200 numbers?
2. Write spelling 21 to 40 number?
3. Backward counting 30, \_\_, 21.?
4. Identified shapes and write 2D or 3D?
5. Tick mark the things which are above?

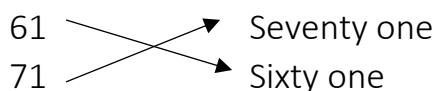
6. Tick ☒ mark the animal facing to right and cross ☐ one facing your left?

7. Tick mark the long object?
8. Cross out short object?
9. Number the animals 0 to 6 from smallest to biggest?
10. Circle the biggest and smallest animal?
11. Draw and colour to complete the pattern?

Example:



12. Match the number name to its number? (61 to 80)



13. What comes before?

\_\_\_\_ 10

14. Write what comes after?

11 \_\_\_\_

15. What comes in between?

9 \_\_\_\_ 10

16. Write the words in the number form?

Example:        Seventeen        17

17. Write the following numbers in words?

Example:        17        Seventeen

18. Fill the missing numbers? (1 to 100)

Example : 61 \_\_\_\_ 63 \_\_\_\_ 65

19. Write tens and ones?

Example :        24

Tens	One
2	4

20. Arrange the number in Ascending and descending orders?

21. Write ordinal number to its pictures?

22. Put < , > , = sign to given number?

**T. Project:**

**Marks 10**

Make the projects on different pattern \_use shapes, numbers, alphabets etc to makes pattern.

**U. Activity:**

**Marks 10**

1) Collect the pictures of different 2 D and 3 D shapes and stick the objects of that shapes.

**V. Video:**

**Marks 10**

Take any topic from book like, big small, tall short, heavy light, up down, left right, Full empty, in out and make video doing these activity.

**W. Book Competition:**

**Marks 10**