

## Senior KG - CBSC Project Topics

Instructions \_ 1) Below each subjects projects topics are given. Every child has to make the projects . All the subjects projects should be attached in one file. On the file child's name, class, div, should be written . You may use project paper ( not compulsory) or plain white paper .Decorate the project. While making the projects make the proper video of it (child should introduce himself/herself , school name, class ,div then start ) and send the video on school mobile no or on app.

Project submission date \_8 th oct 2022

Video send it till 10<sup>th</sup> oct 2022

### Sub- English

- 1) Stick the picture of action words and write the name of action in box colour the box and write below the picture . Select any 20 simple actions words.
- 2) Stick the picture of opposite words write the name of action in box colour the box and write below the picture . Select any 10 simple opposite words
- 3) Write the alphabetical words . (A to Z ) Each letter should have 4 words.  
Ex –A- ant aeroplane apple alligator along with the picture You may stick the small picture of each word  
Write these words in boxes and colour the box .

### Sub- Math

1)Greater than smaller than- take at least 20 big numbers .use the objects (decorative stones kundan , sticks, bindi, pulses etc)for counting numbers. And put the sign

Ex- ☆☆☆ > ☆☆☆

2)addition- stick the objects ( pulses ,leaves,match sticks decorative stars etc) and count and add Ex\_



3)Tens and ones - stick the objects ( pulses ,leaves,match sticks decorative stars etc) in tens and ones column and write the number


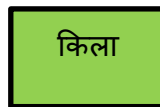

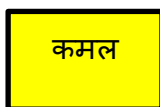
Ex\_

|    |      |      |
|----|------|------|
| 15 | TENS | ONES |
|    | ●    |      |

Sub- हिन्दी

1) हर ए क मात्रा के ( अ आ इ ई उ ) ५ शब्द क से श्र तक लिखे | शब्द को बॉक्स करे | बॉक्स को अलग अलग तरह के रंग दे |

उदाहरण - क



4) Sub\_ General Awareness

1) Collect the pictures that make the sound and stick it on project paper ,make the proper box around each pictures

2) Collect the pictures food items that are sweet in taste ,sour in taste bitter in taste (minimum 4 pictures of each taste )and stick it on paper make the box and name it .

