

## Senior KG CBSE Project topics -2022-23 Second Term

Note- 1)Every project should be only on Chart paper.

2)Each child has to make 2 projects of each subject.

3) project topics will be given to each child according to roll no

4)Project Submission date \_25/2/2023 Saturday time -9 to 12

5) Write the name , class, division of child on backside of each chart paper.

6) Use the different colour marker pens for making projects decorate it by making borders

### Subjects

#### A)General Awareness-

1) Stick the pictures of wild animals on one chart

2) Stick the pictures of birds on one chart

3) Stick the pictures of water animals and types of houses on one chart.

4) Stick community helpers pictures (with names below it) on one chart.

5) Indoor games and out door games on one chart paper

6) Stick the picture of animals that live on water, animals that live on land , animals that live on water as well as on land .

#### Note-

1 to 5 roll no will do project no 1 and 2,

6 to 10 will do project topic no 3 and 4

11 to 15 roll no will do project no 5 and 6

16 to 20 roll no ill do project no 4 and 5


21 to 25 roll no will do project on 1 and 2

26 to 30 will do project topic no 3 and 4

31 to 37 roll no will do project no 5 and 6

## B) Math

1) Stick the circle and draw clock on circle ,show a different time and write the time below it in a box ( take 12 examples ) on one chart



2) Stick the all currency notes on one chart paper i.e 1 Rs., 2Rs., 5 Rs. 10 Rs. 20 Rs 50Rs. 100 Rs . 200Rs . 500Rs. 1000 Rs. 2000Rs. And stick pictures of all the coins on same chart . Make the box for each notes and paste the picture of notes and coin in it , write the no of rupees below in box

Example-



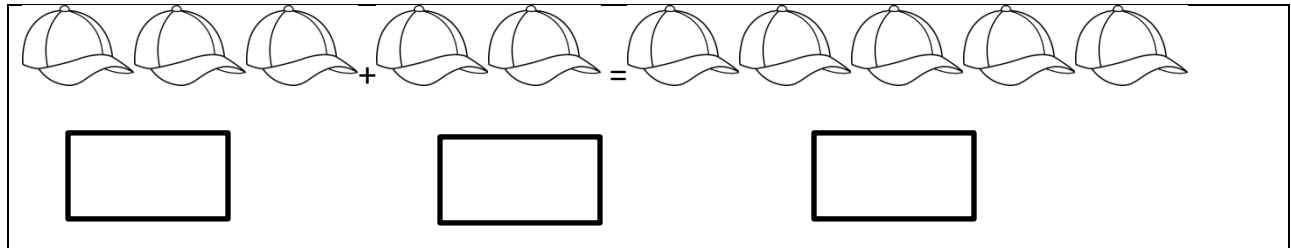
3) Money Addition -( Take 15 examples using a picture of different coins and notes) .paste it on one chart paper

Sample Example-




4) Addition by using objects , ice cream stick ,stones emojis, stars, pictures like houses,animals ,birds, flowers , more than this ou may take more objects or pictures ( 15 -20 examples of addition ) on one chart paper .

Sample Example-



4) 1)Ordinal Number with position-1 st to 10 th

Sample Example-



2) Shapes -Stick the cutout of different shapes

Note- 1 to 5 roll no will do project no 1 and 2,

6 to 10 will do project topic no 3 and 4

11 to 15 roll no will do project no 1and 3

21 to 25 roll no will do project on 2and 4

16 to 20 roll no ill do project no 4 and 5

26 to 30 will do project topic no 1 and 4

31 to 37 roll no will do project no 2 and 3


C) English

1) Write the blend words and stick the picture of that word

Blends words with \_bl,sl, pl,cl,br ,st,sw,sp

Take at least 20-30 example as it fits on one chart

Example- cl blends



Clock



clown



clips

2) This and That concept – make on 1 chart

Write the sentences of this and that with showing the pictures ( 10 examples of this 10 examples that)

Examples- This is a →



That is a →



3) Digraphs –ch,sh, th ( take maximum example which will fit on one chart make box around the picture and word )

Stick the picture of above digraphs and write words below it( sample example given in blend words follow it )

4) One and many grammar concept with pictures

Examples- Refer the English Practice book pg no-35

5) 'A' and 'AN' grammar concept with name of pictures

Example\_ Refer the practice book pg \_36

6) Long a short a words with picture make column take 3 examples of a sound words

Long ee short e words with picture make column take 3 examples of a sound words

Long i short a i words with picture make column take 3 examples of a sound words

Long o short o words with picture make column take 3 examples of a sound words ( refer the phonic book)

Note- 1 to 5 roll no will do project no 1 and 6,

6 to 10 will do project topic no 3 and 5

11 to 15 roll no will do project no 2 and 4

16 to 20 roll no will do project no 4 and 5

21 to 25 roll no will do project on 5 and 1

26 to 30 will do project topic no 2 and 6

31 to 37 roll no will do project no 2 and 3

Note – Roll no of students are given below

<b>1</b>	<b>Ayushi Shrivastava</b>
<b>2</b>	<b>Hafsa Khan</b>
<b>3</b>	<b>Ishwari Suryawanshi</b>
<b>4</b>	<b>Manasvi Sonawane</b>
<b>5</b>	<b>Prachiti Sakurikar</b>
<b>6</b>	<b>Rakhi Singh</b>
<b>7</b>	<b>Ruhi Vinchu</b>
<b>8</b>	<b>Shambhavi Wagh</b>
<b>9</b>	<b>Siya Kadam</b>
<b>10</b>	<b>Snehal Borse</b>
<b>11</b>	<b>Tanishka Patil</b>
<b>12</b>	<b>Trisha Bhangre</b>
<b>13</b>	<b>Yogini Thete</b>
<b>14</b>	<b>Abhiraj Singh</b>

<b>15</b>	<b>Anant Pande      Ayan Khairnar</b>
<b>16</b>	<b>Anav Bagul</b>
<b>17</b>	<b>Ayan Khairnar</b>
<b>18</b>	<b>Chirag Kedare</b>
<b>19</b>	<b>Ganesh Aher</b>
<b>20</b>	<b>Jiyansh Kapse</b>
<b>21</b>	<b>Mihir Gosavi</b>
<b>22</b>	<b>Mohit Kapure</b>
<b>23</b>	<b>Niyan Deore</b>
<b>24</b>	<b>Omkar Sangle</b>
<b>25</b>	<b>Pranit Suryawanshi</b>
<b>26</b>	<b>Ranjay Patil</b>
<b>27</b>	<b>Rayansh Anapat</b>
<b>28</b>	<b>Reyansh Chaturvedi</b>

<b>29</b>	<b>Riyansh Patil</b>
<b>30</b>	<b>Riyansh Chaudhari</b>
<b>31</b>	<b>Rudraj Lokhande</b>
<b>32</b>	<b>Shourya Bhadordiya</b>
<b>33</b>	<b>Shreyas Shelar</b>
<b>34</b>	<b>Swanand Kulkarni</b>
<b>35</b>	<b>Vihan Gunjal</b>
<b>36</b>	<b>Vivan Dhamne</b>
<b>37</b>	<b>Yuvraj Kasar</b>