

## WORKSHEET

Name: \_\_\_\_\_

Date: \_\_\_\_\_

Roll No : \_\_\_\_\_

Subject: Computer

Grade : IV \_\_\_\_\_

Teacher Sign : \_\_\_\_\_

Total Marks: 10M

1. Look the following pictures and find the names in puzzle. (5 Marks)



Joystick



Charles



Floppy



Pascaline



Tablet



palmtop



pendrive



Mouse



Earphone



Webcam



Monitor



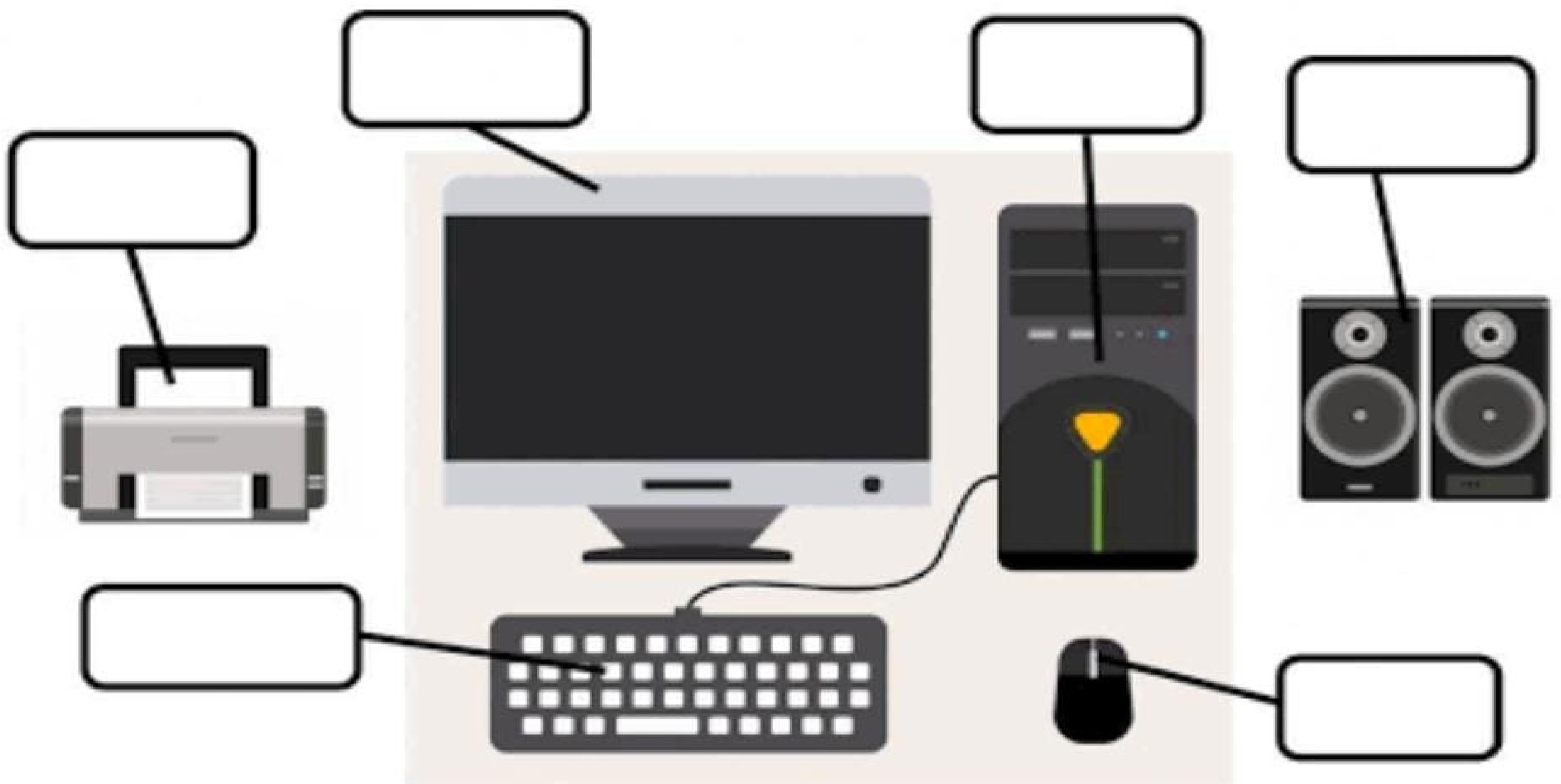
Printer

A	F	B	W	E	B	C	A	M	D	E	X
A	L	E	A	R	P	H	O	N	E	J	Y
M	O	U	S	E	P	A	L	M	T	O	P
O	P	T	O	N	E	R	O	R	A	Y	R
N	P	A	S	C	A	L	I	N	E	S	I
I	Y	B	C	Q	G	E	H	O	B	T	N
T	O	L	L	S	V	S	I	L	E	I	T
O	P	E	N	D	R	I	V	E	R	C	E
R	A	T	A	B	L	E	W	R	S	K	R



2. Write the Computer parts on the correct place.

(2 Marks)

Monitor Keyboard Speaker Printer CPU Mouse



3. Software and Hardware Activity, Cut and Paste in given place. (3



Marks)



The diagram consists of two large, empty rectangular boxes stacked vertically. The top box is labeled 'Hardware' and the bottom box is labeled 'Software'. Both labels are centered at the top of their respective boxes. The boxes are defined by a double-line border, and the labels are contained within a single-line rectangular frame at the top of each box.

**Hardware**

**Software**