
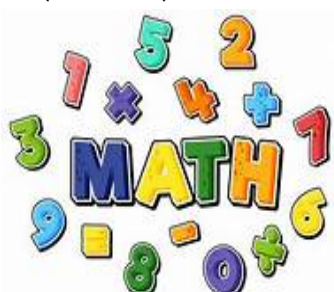



VEDA INTERNATIONAL SCHOOL
(Proposed ICSE Board)
PORTION AND PATTERN PAPER
MID TERM EXAMS (2024 - 2025)
CLASS - UKG




SR. NO	SUBJECT	PORTION	PATTERN	REFERENCE
1)	ENGLISH	ORALS :- (10MARKS) 1) Opposites 2) My word sky 3) Yes or No 4) Reading time.	1) Read the opposite words. (2Marks) 2) Read the Sight words.(3Marks) 3) Answer the questions related to the picture.(2Marks) 4) Read the passage.(3Marks)	1) Primer book page nos 22 and 23. 2) Primer book page nos 24 and 25 3) Primer book page nos 32 and 33. 4) Phonics book page no 21.
		WRITTEN :- (40 MARKS) 1) /a/, /e/, /l/, /o/ and /u/ vowel words. 2) 3 letter words. 3) Sentence framing. 4) Rhyming words. 5) Articles A/An. 6) Consonant blends with l, r and s.	1) Look at the picture and write their names (missing letters) :- (5 marks) 2) Circle the odd one out :- (5 marks) 3) Look at the pictures and fill in the blanks :- (8 marks) 4) Match the Rhyming words :- (5 marks) 5) Read the word and write the correct article (A/An) :- (8 marks) 6) Write the correct Blend and complete the word :- (4 marks) 7) Say the sound and circle the correct picture :- (5 marks)	1) Skill book 3 - pg no 65 2) Skill book 3 - pg no 66 3) Skill book 3 - pg nos 67 and 68 4) Skill book 3 - pg nos 105 and 106 5) Primer book - 41 and 42 and revision given in notebook. 6) Phonics book - pg no 31 7) Phonics book - pg no 33

2)	MATHEMATICS	<p>ORALS :- (10 MARKS)</p> <p>1) Table of 2</p> <p>2) Number names 1 to 10</p>	<p>1) Recite Table of 2 :- (5 marks)</p> <p>2) Recite Number names 1 to 10 :- (5 marks)</p> 	Revision in notebook.
		<p>WRITTEN :- (40 MARKS)</p> <p>1) Numbers 1 to 100</p> <p>2) Greater than, smaller than, equal to.</p> <p>3) Before numbers</p> <p>4) Addition.</p> <p>5) Tables.</p> <p>6) Number names 1 to 10</p>	<p>1) Write in sequence numbers - 81 to 100 :- (5 marks)</p> <p>2) Write Missing numbers - 61 to 80 :- (5 marks)</p> <p>3) Write the Before number :- (5 marks)</p> <p>4) Circle the biggest number in each row :- (5 marks)</p> <p>5) Write the correct sign (<, >, =) in the box :- (5 marks)</p> <p>6) Match the number to its Number names :- (2 1/2 marks)</p> <p>7) Addition on number line :- (5 marks)</p> <p>8) Count and add :- (5 marks)</p> <p>9) Write Table of 1 :- (2 1/2 marks)</p>	<p>1) Revision in Notebook.</p> <p>2) Skill book 3 - page nos 29, 30, 35, 36, 37, 38</p> <p>3) Primer book - page nos 27, 35, 36 and 37</p>




3)	GENERAL AWARENESS	<p>ORALS :- (10 MARKS)</p> <p>1) At the Airport</p> <p>2) At the Clinic</p>	<p>1) Read the pictures. (5 marks each)</p> 	Primer book page nos 22, 23, 32 and 33
		<p>WRITTEN :(40 MARKS)</p> <p>1) All about me.</p> <p>2) Growing up.</p> <p>3) My senses.</p> <p>4) At the Airport.</p> <p>5) At the Clinic.</p> <p>6) Our Helpers.</p> <p>7) Good Manners.</p> <p>8) At the Supermarket.</p>	<p>1) Fill in the blanks and complete the sentences :- (4 marks)</p> <p>2) Join the words to the correct stage of growth :-(4 marks)</p> <p>3) Name the body parts :-(5 marks)</p> <p>4) Circle the pictures that you see at the Airport :-(5 marks)</p> <p>5) Number the pictures in correct order :-(5 marks)</p> <p>6) Match the Helpers to their names :- (4 marks)</p> <p>7) Choose the right option and fill in the blanks with correct words related to good manners :- (4 marks)</p> <p>8) Tick () the Healthy food and cross () the Unhealthy food :- (5 marks)</p> <p>9) Match the Community Helpers with the tools that they use :- (4 marks)</p>	<p>1) Primer book pg no 5</p> <p>2) Practice book pg no 4</p> <p>3) Primer book pg no 8</p> <p>4) Primer book pg no 25</p> <p>5) Practice book pg no 21</p> <p>6) Practice book pg no 23</p> <p>7) Primer book pg no 38</p> <p>8) Revision in class.</p> <p>9) Revision in class. (refer pictures in primer book pg nos 39, 40 and 41)</p>
4)	KANNADA	<p>ORALS :- (10 MARKS)</p> <p>1) Letter identification ಕೆ to ನೆ</p> <p>2) Picture reading ಕೆ to ನೆ</p>	<p>1) Dodging letters :- (5 marks)</p> <p>2) Identify the pictures :-(5 marks)</p>	Workbook page nos 24 to 33



		<p>WRITTEN :- (40 MARKS)</p> <p>1) Letters ಅ to ಃ</p> <p>2) letters ಕ to ನೆ</p> 	<p>1) Write in sequence ಅ to ಃ : - (7 marks)</p> <p>2) Write the missing letters ಕ to ನೆ :- (5 marks)</p> <p>3) Write the after letters ಕ to ನೆ:- (6 marks)</p> <p>4) Match the picture to the letter ಅ to ನೆ:- (6 marks)</p> <p>5) See the picture and write the first letter ಅ to ನೆ:- (8 marks)</p> <p>6) See the picture and circle the correct letter ಅ to ನೆ:- (8 marks)</p>	Revision pattern given in notebook
5)	HINDI	<p>ORALS :- (10 MARKS)</p> <p>1) Letter identification ಕ to ವ</p> <p>2) Picture reading ಕ to ವ</p>	<p>1) Dodging letters :- (5 marks)</p> <p>2)Identify the pictures :-(5 marks)</p>	Workbook page nos 24 to 33
		<p>WRITTEN :- (40 MARKS)</p> <p>1) Letters अ to अः</p> <p>2) letters क to व</p> 	<p>1) Write in sequence अ to अः :- (7 marks)</p> <p>2) Write the missing letters क to व :- (5 marks)</p> <p>3) Write the after letters क to व :- (6 marks)</p> <p>4) Match the picture to the letter अ to व :- (6 marks)</p> <p>5) See the picture and write the first letter अ to व :- (8 marks)</p> <p>6) See the picture and circle the correct letter अ to व:- (8 marks)</p>	Revision pattern given in notebook
6)	<p>DRAWING</p> 	BUTTERFLIES	Colour the given picture :-	Drawing book pg no 14



7)	RHYMES	<p>ORALS :- (10 MARKS)</p> <p>1) Hop a little</p> <p>2) Little Boy blue</p> <p>3) Out in the garden</p> <p>4) Once I saw a little bird</p> <p>5) Polly put the kettle on</p> <p>6) Clap your hands</p> <p>7) Three little kittens</p>	<p>Recite the rhymes with actions.</p> 	<p>Rhymes book pg nos 10 to 16</p>
8)	STORY	<p>The Bear and Two Friends</p>	<p>Narrate the story with actions and voice modulation.</p>	<p>Short story attached along with the portion paper.</p>



THE BEAR AND TWO FRIENDS

Once there were two friends named Vicky and Sijo. One day, they were passing through the jungle. Suddenly a huge Bear appeared standing little away from them. Sijo ran ahead without telling Vicky and climbed a nearby tree. Vicky got an idea and acted as if he was dead. The Bear came near him and smelled his ears, thought he was actually dead and the Bear walked away.

Vicky opened his eyes and stood up. Sijo came down from the tree and asked Vicky, "what did the Bear tell you ?"

He replied, "The Bear told me that you should not be friend with those who do not help you in times of trouble."

Moral of the story :-

"A friend in need is a friend indeed."



Time Table for Mid Term 2024-25

LKG & UKG

Day / Date	Subject	Objective
18-10-2024 Friday	Drawing & Rhymes	Orals
21-10-2024 Monday	English	Written & Orals
22-10-2024 Tuesday	Kannada	Written & Orals
23-10-2024 Wednesday	Mathematics	Written & Orals
24-10-2024 Thursday	Hindi	Written & Orals
25-10-2024 Friday	General Awareness	Written & Orals
28-10-2024 Monday	Story telling	Orals

