







## Assess Yourself

### A. Choose the correct option for each of the following:

1. The Stamp tool in Tux Paint is used to insert ready-made \_\_\_\_\_ into drawings.  
☐ Image      ☐ Shapes      ☐ Text      ☒ Stamp
2. The text tool in Tux Paint is used to insert letters or numbers into a drawing.  
☐ Image      ☐ Shapes      ☒ Text      ☐ Stamp
3. The size of a stamp can be changed using \_\_\_\_\_.  
☒       ☐       ☐       ☐ Stamp
4. \_\_\_\_\_ tool in the Tux Paint is used to draw geometrical shapes.  
☒       ☐       ☐       ☐ Stamp
5. Which of the following is not a tool in Tux Paint?  
☒ Image      ☐ Shapes      ☐ Text      ☐ Stamp

### B. Fill in the blanks with the correct answer.

Selector      shape      Magic      bold      Toolbar

1. The selector displays various options for a selected tool.
2. The magic tool is used to apply special effects to the drawing.



3. The shape drawn on the drawing canvas can be rotated.
4. The text inserted on the canvas can be in bold or italics style.
5. The toolbar displays various tools for making drawings in Tux Paint.

**C. Read the following statements and write 'T' for True and 'F' for False.**

1. A shape can be increased or decreased in size by dragging. ☒
2. Stamps in Tux Paint are divided into different categories. ☒
3. In Tux Paint, text can be inserted in black colour only. ☒
4. When you select a stamp, its outline is shown on the Drawing canvas. ☒
5. The size of a stamp can be changed using the Size control. ☒

**D. Answer the following questions.**

1. Write the use of the following tools in Tux Paint.

- i. Stamp It is used to put ready made images on the drawing canvas.
- ii. Text It is used to add text to your drawing.
- iii. Magic It is used to apply visual effects to your drawing.

2. How can you change the size of a selected stamp in Tux Paint?

The size of a selected stamp can be changed using the size control.

3. Write the use of each of the following Magic tool effects:

- i. Drip It makes part of the drawing filled with dripping paint.
- ii. Rails It is used to draw connecting train tracks in any direction that you want.
- iii. Blur It makes part of the drawing hazy or faded.
- iv. Flip It is used to you turn a drawing upside down.