







Colour the pictures that are of the same size with different crayons.



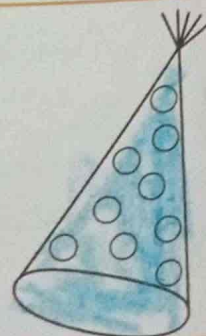
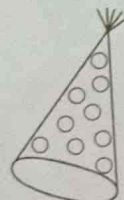
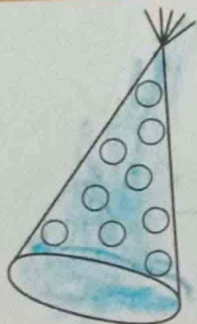
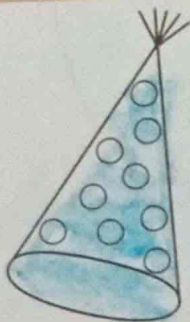







For The Teacher:

Allow children to look at the pictures and then observe and compare their sizes. Then, ask them to colour the pictures that are of the same size.

Skills: Fine Motor, Observation, Identification, Visual Discrimination



Colour the pictures that are of the same size.



For The Teacher:

Help children to observe each group. Then, guide them to colour the objects that are of the same size in each group.



Skills: Fine Motor, Observation, Identification, Visual Discrimination

17

Left And Right



Trace from left to right.


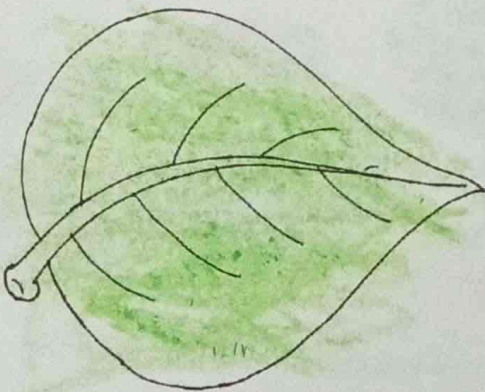






For The Teacher:

Allow students to observe the different patterns of lines. Then, ask them to join the dots and trace each line neatly.

Skills: Fine Motor, Observation, Identification, Visual Discrimination, Speaking and Communication

Colour I kite, I apple and I leaf.



For The Teacher:

Reinforce learning by guiding children to colour only 1 object of each group.

Skills: Observation, Identification, Visual Discrimination, Matching, Association, Fine Motor

