



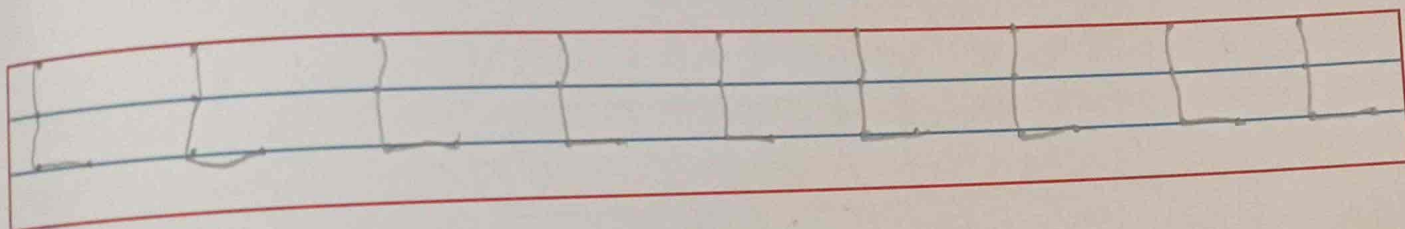





**For The Teacher:** Help children to reinforce the identification of the letter 'Kk', practise the phonic sound and trace the letter as indicated by the arrows. Encourage them to work independently.

**Skills:** Fine Motor, Recognition, Phonics, Independence

Look, Say And Trace



**For The Teacher:** Help children to reinforce the identification of the letter 'L', practise the phonic sound and trace the letter as indicated by the arrows. Encourage them to work independently.

**Skills:** Fine Motor, Recognition, Phonics, Independence



# How Much Do You Remember

Trace the lines to match the pictures with their correct beginning letters. Use a different colour crayon for each line.



I

J

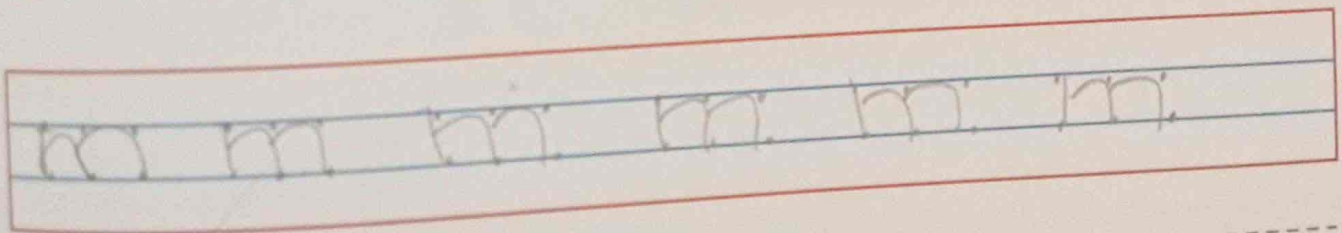

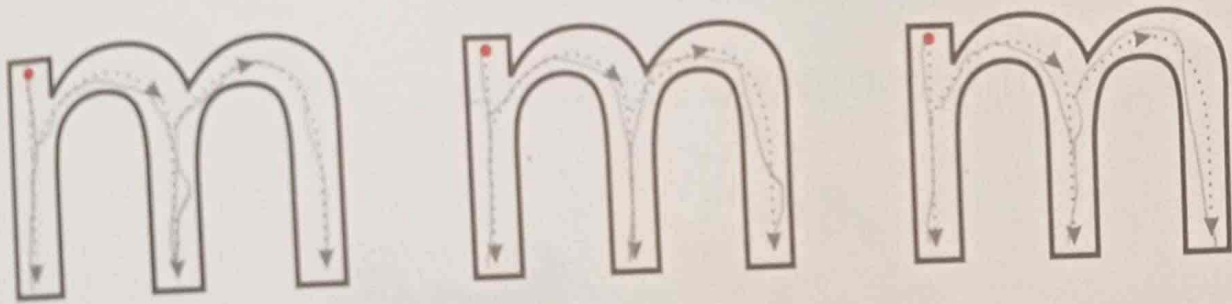
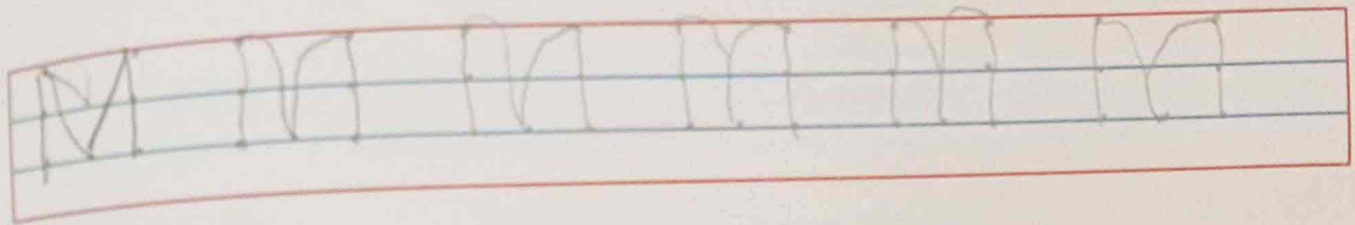


K

L

**For The Teacher:** Guide children to observe the pictures and the given letters. Say their names to recall the correct phonic sounds. Help them to trace the lines to match the pictures correctly with their beginning letters.

**Skills:** Fine Motor, Recognition, Phonics

Look, Say And Trace



**For The Teacher:** Help children to reinforce the identification of the letter 'Mm', practise the phonic sound and trace the letter as indicated by the arrows. Encourage them to work independently.

**Skills:** Fine Motor, Recognition, Phonics, Independence



11/07/2025

H.W.

L - M

Page No.	
Date	

L

M

L

M

L

M

L

M

L

M

L

M

L

M

L

M

L

M

H.W.

11/07/2025

A-M

Page No.	
Date	

A B C D E

F G H I J

K L M